



DISCIPLESHIP TRAVEL LLC



The *Israel Travel Guide* (ver. 07/2023) is published by Discipleship Travel LLC and is ©2023.

The information in this travel guide is intended primarily for participants of Discipleship Travel LLC study tours. Therefore, some of the information is specific to our operating procedures. However, others may also benefit to some degree by using the information provided below.

We have made great effort to insure the accuracy of the information contained within this guide at the time of writing, but do not guarantee its accuracy at the time of reading. This document is intended as a helpful travel guide for our clients to prepare for their tour; it is not a contract of services between Discipleship Travel LLC and any other party.

The photographs used in this guide are owned by Discipleship Travel LLC or have been licensed to Discipleship Travel LLC under an unrestricted use license by BiblePlaces.com or Unsplash.com.

TABLE OF CONTENTS

WELCOME	4
REGISTRATION	5
COMMUNICATION	6
COVID and INSURANCE	7
ENTRY VISAS and PASSPORTS	8
JERUSALEM	9
MEALS	10
WEATHER	11
WHAT TO WEAR	12
LUGGAGE	15
TEL AVIV	16
ELECTRICITY	17
PHOTOGRAPHY TIPS	18
PHYSICAL DEMANDS	19
SHOPPING	20
FREQUENTLY ASKED QUESTIONS	21
OUR CLIENTS	25

WELCOME

... a different kind of travel

After living 16 years in Israel, Craig and Colleen Dunning opened Discipleship Travel LLC as a way to help others study the Bible on location, whether that be Israel, Greece, Egypt, Jordan, Cyprus, Rome, or Turkey. A trip to the Lands of the Bible with Discipleship Travel LLC is more than completing a checklist of locations; it is a discipleship opportunity as you walk the pages of the Bible.

Discipleship Travel LLC is an accredited and insured travel agency that specializes in group travel that has served a variety of small and large churches, private groups, and educational institutions since its incorporation in 2012.

Our goal is to give each traveler the best possible discipleship experience, thus our company name. Join us on a journey through the pages of the Bible.

“Mark your Bible and mark your soul.”



REGISTRATION

The registration form is completed online. The registration link is available on the group's webpage at DiscipleshipTravel.com. The registration link may also be distributed via email from the group leader or Discipleship Travel LLC.

All participants must complete and sign their own registration form. (Parents must sign for minor children.)

The registration form requires personal information for each registrant that will be used only for arranging travel details for the registrant. The registration form also provides detailed information regarding things like the trip costs, payment deadlines, and Terms of Service. The Terms of Service for each group are located on that group's webpage, also.

Tour payments are received by check, credit/debit, and ACH (eCheck). Checks should be made payable to Discipleship Travel LLC, then mailed to:

Discipleship Travel LLC
809 E. Roubidoux St.
Nixa, MO 65714



Note that Credit/Debit Card and ACH (eCheck) payments require an additional fee that must be paid by the traveler. Details are provided at the payment portal at discipleshiptravel.com/payments.

After indicating the desired payment amount, select the proper group fund, then complete the transaction. Don't forget to mark the box to add the fee.

A successful payment attempt will be indicated via an auto-generated email from the payment processor. Upon verification of payment, Discipleship Travel LLC will issue an updated invoice/receipt via email.

Payments may be made on any schedule that works for the traveler as long as the group deadlines are met.

COMMUNICATION

The primary means of communication between Discipleship Travel LLC and group participants is email and telephone.

Our email addresses are:

craig@discipleshiptravel.com

colleen@discipleshiptravel.com.

All group messages as well as registration information and payment receipts will be sent via email. All group members (i.e., husband and wife) should provide their own email address so that no one misses important information.

Our physical address is:
Discipleship Travel LLC
809 E. Roubidoux St.
Nixa, MO 65714.

We may also be reached by telephone (voice or text) at:

Craig **(682) 227-0175** and Colleen **(682) 208-8030**.

“It’s amazing how understanding the topographical layout of an area can help bring clarity to understanding the text of Scripture.”

COVID AND INSURANCE

COVID-19

On March 1, 2022, Israel stopped requiring visitors to be vaccinated for Covid-19 prior to entry. Since the Covid-19 rules are changing rapidly, each group may have different rules. Therefore, rather than constantly change the information here and update the link to each groups travel guide, Discipleship Travel LLC will simply keep each group's leader updated on Covid-19 rules as they are adjusted.

NOTE: Each participant is solely and personally responsible for compliance or non-compliance with all Covid-19 protocols established by the airlines and/or any relevant governments. Because the Covid-19 protocols are fluid, regularly changing according to current conditions, Discipleship Travel LLC is not responsible for any changes to protocols by any authorities or any losses incurred by a participant as a result of Covid-19 protocols or Covid-19 illness.

INSURANCE

Discipleship Travel LLC strongly recommends that each traveler purchase a travel insurance policy that will sufficiently cover any medical emergencies that may arise. Participants may purchase at additional cost a variety of travel insurance policies that cover trip interruption, lost luggage, and medical emergencies.

While travelers may use any insurance provider, clients of Discipleship Travel LLC have been satisfied with Travel Guard for travel insurance. The following link lands at a Travel Guard quote page: <https://tinyurl.com/kmmk7xt7>.

“The trip definitely gave my Bible a visual, ... I learned a lot of history that I can't learn or experience in a normal classroom or by reading a book.”

ENTRY VISAS AND PASSPORTS

ENTRY VISAS

All foreigners must have an entry visa to enter Israel. Passengers traveling on a US passport receive a tourist visa upon arrival at the airport in Israel. Non-US passport holders may need to apply for a visa prior to arrival. Please contact us about specific requirements for non-US passport holders.

PASSPORTS

All visitors to Israel must have a passport that is valid for at least 6-months beyond their return date. Israel no longer stamps tourists' passports. So, those desiring to travel to Muslim countries in the future do not need to worry about having Israeli stamps in their passports.

Each registrant must submit their passport details to Discipleship Travel LLC, including full name *exactly as it appears in the passport*, passport number, and expiration date.

If you *do not* currently have a valid passport, Discipleship Travel LLC recommends immediate action to acquire a new passport. The process can take from weeks to months, depending on the State Department's workload and federal holidays. Applications are available at local government offices, most area post offices, and some libraries. Passports are valid for ten years from date of issue (five years for applicants under eighteen). To find the nearest passport facility go to <https://iafdb.travel.state.gov/>.

Be sure that you have your passport and airline ticket on your person before you leave home for the airport. You should make two photocopies of your passport in case you misplace your passport during the trip. Put one copy in your checked luggage and the other in your carry-on.



JERUSALEM



MEALS



All of our tour packages include breakfast and dinner at the hotels. Lunches generally cost extra, about \$20-23.

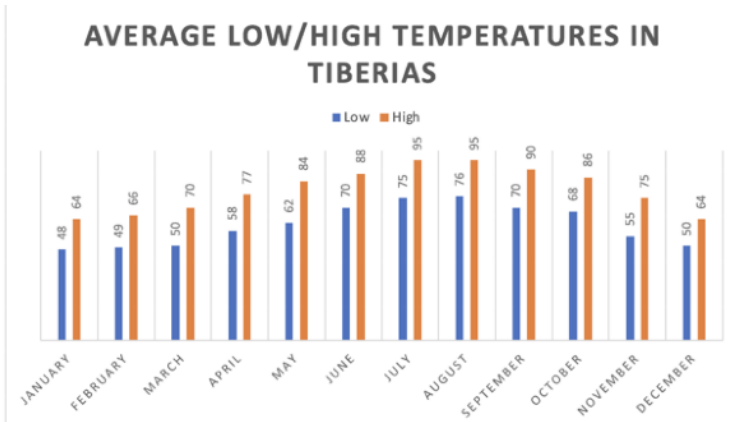
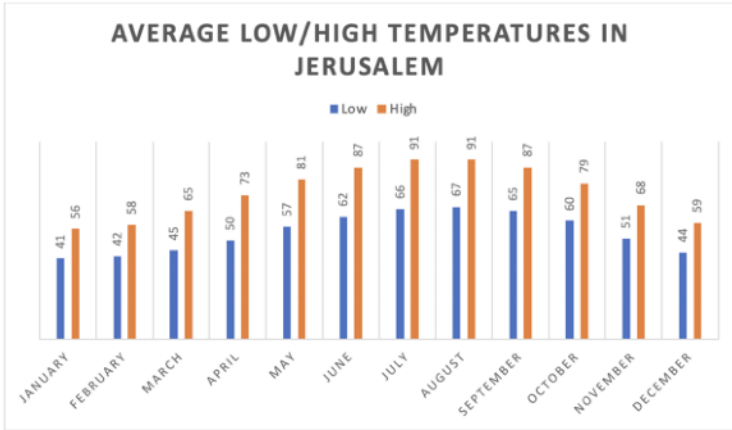
Breakfasts will consist of a variety of cereals, yogurts, cheeses, fresh breads, eggs, and often fish. Juice, milk, water, and coffee are complimentary.

Dinners will consist of salads, seasonal fresh vegetables (raw and cooked), soups, grains (rice, lentils, etc.), a variety of meats (chicken, beef, fish, or turkey), fresh breads, and a sweet desert or fresh fruit. Water, coffee, and hot tea (no milk) are complimentary. Soft drinks and alcohol cost extra.

Lunches will be at different local restaurants, depending on each day's schedule, and may include pizza, burgers, falafel, or shawarma.

Meals are prepared in industry regulated kitchens that are licensed by the appropriate health boards, but Discipleship Travel LLC can not guarantee that the group meals will meet specific allergy or dietary restrictions of any participant. Vegetarian and gluten free alternatives are usually available.

WEATHER



We recommend using the above temperature averages as a guide. Visit weather.com about 10 days prior to travel for a more relevant prediction of the weather during your visit.

WHAT TO WEAR

Many Americans have the mistaken notion that Israel is a place where "women have to be completely covered and walk ten feet behind their husbands." While that is generally not the case, especially for tourists, there are some dress related issues to keep in mind.

In order to pack and dress appropriately for your tour, you need to consider several factors.

COMFORTABLE and **MODEST**: Comfortable and modest is a theme we try to follow at Discipleship Travel LLC.

Since you will be getting on and off of a tour bus and walking a considerable amount throughout the day we recommend that you dress comfortably in loose, lightweight clothing that can be layered. In the winter and spring, it is common to start the morning with more layers and reduce them throughout the day. Choosing clothing that can be hand washed and hung up to dry in the hotel will reduce the amount of clothes you need to bring.



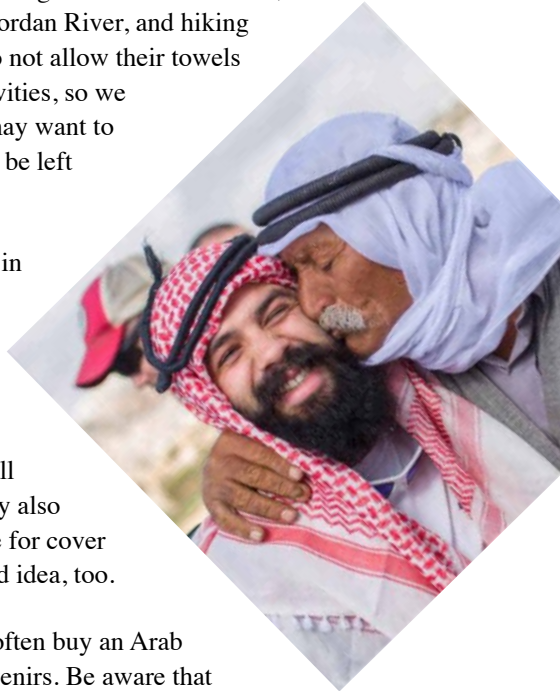
Since you will be visiting religious sites and other culturally conservative areas, you should keep modesty in mind when selecting comfortable clothing for your tour. In Israel, modesty generally means knees and shoulders covered for both men and women. At certain locations, women must be covered to the wrists and ankles, and have a full neckline. Maintaining clothing modesty is rarely a problem in the winter and spring, but the warm summer can present some challenges.

During warmer months, travelers may want to carry a “modesty kit.” This kit is usually left on the bus each day and contains items like scarfs, shawls, and/or light weight sweat pants or similar that can be quickly and easily put on to cover shoulders and knees when needed. The guide should let you know the dress requirements for the following day.

SWIMSUITS and **TOWELS**: You may want to bring a swimsuit or some type of water wear (and a towel) for swimming in the Sea of Galilee, floating in the Dead Sea, rafting the Jordan River, and hiking through Hezekiah's Tunnel. Hotels do not allow their towels to be used for off-property water activities, so we recommend you bring a towel. You may want to bring an additional old towel that can be left behind at the Dead Sea.

HATS and **SUNGLASSES**: The sun in Israel can be extreme, so consider bringing a hat or other head cover to help protect you from the sun. Also, men are required to cover their heads while in synagogues, and almost anything counts as a cover: ball caps, fedoras, bandanas, etc. Men may also opt to buy a souvenir yarmulka to use for cover in Jewish areas. Sunglasses are a good idea, too.

Cultural NOTE for men: Our guests often buy an Arab and/or Jewish head coverings as souvenirs. Be aware that both can create social tensions in certain areas, thus we ask our guests to be thoughtful about when and where they might wear each head covering.



JEWELRY: Wedding rings and modest accent jewelry is appropriate. You are wise not to draw unnecessary attention to your most valuable and prized jewelry. Leave it at home in a secure location (e.g., a safe or safe deposit box). The less (and less expensive) jewelry that you bring, the less you will be concerned with its safety and whereabouts. And, if you ever feel like you didn't bring enough jewelry or you simply want to add something from Israel to your collection, your guide can help you find a trusted local jewelry vendor.

SHOES: Because you will be doing a LOT of walking, be sure to bring comfortable and stable footwear that will be appropriate for stairs, hills, dirt trails, and rocky, uneven terrain. Many travelers are happy with hiking sandals, light hiking boots or sturdy sneakers (i.e., running, walking, basketball). We strongly recommend water sandals/shoes for use at locations like the Sea of Galilee, the Jordan River, the Dead Sea and Hezekiah's Tunnel. Heels and cowboy boots are typically **not a good idea on an Israel study tour**.

If you plan to get new shoes for the trip, get them now and start wearing them. Do not break in your new shoes on the trip!



“I was glad when they said to me, “Let us go to the house of the Lord!”
Our feet have been standing within your gates, O Jerusalem!”

Psalm 122:1-2 ESV

LUGGAGE

Airline restrictions and the storage capacity of the tour busses in Israel limit the amount of luggage for each participant to ONE checked bag, ONE carry on, and ONE personal item with the following weight and size limitations:

Checked Bag: 50 lbs. (23 kg) that does not exceed 62 linear inches (158 cm), including wheels and handles. The linear measurement = length + height + width.

Carry On: 17 lbs. (8 kg) that does not exceed 22 + 14 + 9 inches. (Note: Computer bags, brief cases, backpacks, instruments, and crutches are all typically considered carry on baggage.)



TEL AVIV



ELECTRICITY

Electricity in Israel is 220v (220v-240v) 50hz compared to 110v 60hz in North America. That difference requires certain precautions when using North American appliances and electrical devices, including telephones and computers. First, let's clarify the difference between adapters and transformers/converters.



Adapters affect the plug; they change the standard American flat posts to Israeli/European round posts. Transformers/converters affect the electricity; in this case, they reduce Israel's 220v down to 110v.

Today, many electronic devices (e.g., computers, certain battery chargers, tablets, phones, etc.) have an internal transformer and can operate safely on 110v or 220v. Check the specs label on your device to see if yours does. If your device is rated to operate on 110v-240v, you should only need an adapter.

If your device does not operate on 220v, you will need a converter. The size depends on the type of device you want to operate. A 50-watt converter usually is sufficient for basic electronic devices like phones and computers. Heating devices (e.g. curling irons and blow dryers) usually require a more robust converter of at least 1600 watts.

Most busses have USB charging ports for your small electronic devices.

Many Israeli hotels have hair dryers and 110v electric outlets for shavers in the bathrooms, which may be a better option than trying to get a North American hair dryer to work properly. Many travelers end up burning up their hair dryers when trying to use them in Israel. Reasonably priced dual voltage travel hair dryers and curling irons are available at Amazon.com. You can find links for these items at <https://discipleshiptravel.com/shopping-lists/>.

PHOTOGRAPHY TIPS

The first commandment of photography in Israel is take pictures! Then, take more pictures! Israel is a land of photo opportunities. You can photograph landscapes, people, religions, animals, open air markets, and so much more! There's almost no limit to what you can photograph in Israel.

We offer the following tips to help you with your photography.

1. Bring extra batteries and memory cards for your camera.
2. If your phone will serve as your camera, backup and empty the storage before the trip.
3. Keep a log of what you are photographing. Without a list, it will be very difficult to identify your photos when you get home. Taking a picture of the location entrance sign and/or the page of your Bible also helps remind you of what you photographed.
4. Don't hop off the bus and *immediately* begin taking pictures of the landscape or architecture. Wait until the explanation has been given so that you know what you are capturing.
5. When photographing people, distance and discretion are your friends. Be courteous. If someone says they do not want to be photographed, please respect their wishes.



PHYSICAL DEMANDS

A study tour in Israel can be physically demanding for a variety of reasons.

First, you should expect to walk about 3 miles throughout each day; some groups may walk a bit more.

Second, on most days you will be getting on and off of a tour bus repeatedly throughout the day. The amount of walking and getting on and off the bus is usually less on transfer days, which are the days you are moving to/from the airport or between hotels.

Third, the walking surface will include stairs, hills, dirt trails, and rocky, uneven terrain. It seems like Jerusalem has no flat surface; you are constantly going up or down stairs or hills.

While the above may create concern for older or less-able travelers, be aware that our guides and teachers are very conscientious about the physical abilities of their guests. That means, they will provide alternative routes or activities when possible.

Beginning a walking regimen a few months prior to arrival is generally very helpful. While this walking can be done anywhere, including some hills and stairs will increase the benefit of the regimen.

SHOPPING

Many Israel tours seem to be built around shopping. While we will provide shopping opportunities, Discipleship Travel LLC does not build our study tours around shopping. Our focus is on “walking the pages of the Bible.”

Our guests are free to spend their money wherever they desire. Realizing that not all vendors are honest, we will introduce you to trustworthy vendors who will have a variety of price ranges and products, and who stand behind their products.

In all cases, you can use US dollars for shopping. In some cases you may be able to use a check or credit/debit card. Street vendors who sell postcards, small trinkets, or refreshments accept only cash.

For those who want the experience of changing money, or who want some Israeli currency as a souvenir, we will help you change money. But changing money is not necessary.



FREQUENTLY ASKED QUESTIONS

Do I need a passport?

International travel requires the use of a valid passport. You should arrange to have possession of a valid passport at least sixty (60) days prior to departure. Also, your passport must be valid for a minimum of six months beyond your return date. If your passport is not valid for at least six (6) months beyond your scheduled return date, you will be denied boarding on your outbound flight.

Do I need a visa to enter Israel?

Generally, bearers of United States passports do not require prior arrangement of a tourist visa to enter Israel; visas are issued upon arrival at Ben Gurion Airport. Other nationalities should get clarification from an Israeli Embassy or consulate (see below).

If a traveler has had ANY previous entry-visa-related issues (in Israel), or thinks he/she might be on a no-fly list, the matter should be clarified at the Israeli Embassy or consulate closest to your home prior to departure from the United States. **Discipleship Travel LLC is not responsible for denial of entry, nor any resulting damages of being denied entry to Israel.**

Do I need any shots before going to Israel?

Visitors from the United States are not currently required to have any other vaccinations prior to entry to Israel.

How should I bring medications?

If you normally take prescription medication, please carry it to Israel in its original container. You may also bring over the counter medications. You should think about medicine that you take for headache, upset stomach, and allergies. If you wear glasses, you may want to bring a second pair. Also, pharmacies are readily available throughout the country if you forget to bring something.

NOTE: Although marijuana and its derivatives are available in some areas of the United States, please do not bring those items ... unless you are interested in facing criminal charges for drug smuggling.

Will we have a layover on the way to/from Israel?

Every group is different, depending on point of origination and availability of flights. In our efforts to provide our clients with the best service/cost possible, Discipleship Travel LLC contracts with a variety of airlines. Thus, some groups will have non-stop transatlantic service to Israel, and others will have a transition (i.e., change of planes) in the USA, Canada or Europe.

Layovers typically do not provide travelers sufficient time to leave the airport. On a rare occasion, a group may have an extended layover, but that will be made clear to the group leader prior to contracting that particular flight.

Do I need travel insurance?

Discipleship Travel LLC acts only as an agent for suppliers and is *not* responsible for damage, loss, or theft of luggage and/or personal belongings, or for personal injury, accident and/or illness. For your own protection it is important that you have sufficient insurance to cover these possibilities.

Be aware that travel insurance benefits are not limited to health related incidents. After determining your coverage needs, check with your insurance agent to verify your insurance plan meets your needs in Israel, including *personal health/injury, loss/damage to belongings, and trip interruption*. You should carry proof of insurance in case you need medical attention while in Israel.

Because of the risk of misunderstanding insurance benefits and the complications that often occur when using non-Israeli insurance policies in Israel, Discipleship Travel LLC recommends purchasing travel insurance.

While travelers may use any insurance provider, clients of Discipleship Travel LLC have been satisfied with Travel Guard for travel insurance. The following link lands at a Travel Guard quote page: <https://tinyurl.com/kmmk7xt7>.

NOTE: Insurance is optional, but **STRONGLY RECOMMENDED!**

Are there restrictions on things I can bring back to the USA?

Yes, there are restrictions on certain items. The United States Customs and Border Patrol has a helpful website (cbp.gov) that provides guidance on what can and cannot be brought back to the United States.

Can I get a single room?

A limited number of single rooms are generally available for our groups. However, we can rarely offer more than 10% of our rooms as singles, and depending on the season and demand, the number of single rooms available to a group may be significantly less than 10%, or even none.

Those desiring a single room are required to pay a single supplement, which is clearly indicated on your group's registration form and webpage. NOTE: All single rooms require a supplement, even in the case that a traveler wants to share a room but can't find a roommate.

What are the hotels like?

Hotel rooms in Israel are typically smaller than average hotel rooms in the United States. And in some cases, significantly smaller.

The specific amenities at each hotel vary by chain, location, age of the building, and rating. All of our hotels have dining halls and provide breakfast and dinner. Additionally, you can expect a clean comfortable room.

Each room will have two twin beds. For couples, those beds will be arranged side by side. For singles sharing a room, the beds can be separated. All rooms will have a private bathroom, with a shower. Some bathrooms will have a tub. Soap, shampoo, and lotion will be provided in each room, but guests may prefer to bring their own. We recommend packing toiletries in a plastic ziplock bag.

Most hotels provide hair dryers and access to an iron. If you **MUST** have a hair dryer, the safest course of action is to bring one with the necessary converter. (Links to sample travel items are available at www.discipleshiptravel.com.) Each hotel provides bath towels, **but no wash cloths**. If you require a wash cloth, please bring your own. However, make sure to keep your wash cloth separate from the towels in the bathroom because room service often unknowingly gathers them with the towels.

Most hotels provide a laundry service for an additional fee.

All hotels will have a television, telephone, and a safe.

Like in the United States, some hotels offer free wi-fi and others have fee based access to wi-fi. All of our hotels have a 24-hour front desk, luggage service, and provide wake up calls upon request.

Usually, we will not know for certain the specific hotel your group will get until a few days before departure, and that is subject to change up to the last minute. The hotel managers often “trade” groups between comparable hotels in order to accommodate the flow of traffic based on group size and number of nights. Sometimes availability is limited to specific nights, which might require a group to stay a couple nights at one hotel and a couple nights at another hotel in the same city, or even to split their time in Jerusalem to the beginning and end of the tour.

OUR CLIENTS

Following are some of our clients.

